



WEEK  
**ONE**  
DECEMBER 2020

SMALL GROUP

**2** YEAR  
-OLDS

## TODAY'S SUGGESTED SCHEDULE

### TODAY'S BIBLE STORY

God told us He would  
give us Jesus.  
**THE ANGEL AND MARY**  
**LUKE 1:26-33, 38, 46-49**

### MEMORY VERSE

"God loved the world so much  
that he gave his only Son."  
**JOHN 3:16, GNT**

### KEY QUESTION

Why is Jesus special?

### BOTTOM LINE

Jesus is God's Son.

### BASIC TRUTH

God loves me.

### PRELUDE: Setting the tone for the experience


See the **Getting Ready** pages at the end of this document for a detailed description of what you'll need for today.  
In the **Prelude** folder of your curriculum, you'll find a variety of other resources to help you prepare.

### SMALL GROUP

**15**  
MIN

#### **SOCIAL: Providing time for fun interaction**

*Offer one or more of these activities as preschoolers arrive.*

Fly Like Angels  
Lid Mix-Up  
Shaving Cream Angels 

### LARGE GROUP

**20**  
MIN

#### **WORSHIP: Inviting people to respond to God**

#### **STORY: Communicating God's truth in engaging ways**

"Jesus Is"  
Bible Story  
Prayer

### SMALL GROUP

**25**  
MIN

#### **GROUPS: Creating a safe place to connect**

*Offer as many of these activities as your time, facilities, resources, and leadership allow.*

Memory Verse with Motions  
Fly to Me  
Story Stickers  
Angel

### HOME: Prompting action beyond the experience

Going Home  
Parent Cue Card (*print or email*)  
Parent Cue App



This symbol indicates an activity with potential allergens. Be sure to post allergy alert sign and inform parents at drop-off.



WEEK  
**ONE**  
DECEMBER 2020

SMALL GROUP  
**2** YEAR  
-OLDS

PRELUDE      SOCIAL      WORSHIP      STORY      GROUPS      HOME

PROVIDING TIME FOR FUN INTERACTION  
15 MINUTES

**MADE TO MOVE**

an activity that uses a preschooler's natural desire to move to help them learn



**1. FLY LIKE ANGELS**

**WHAT YOU NEED:** No supplies needed.

**WHAT YOU DO:**  
**BEFORE THE ACTIVITY:** Have the children stand in front of you.

**DURING THE ACTIVITY:** Invite the children to flap their arms slowly and pretend to be flying angels. Ask the children to increase their arm movement to fly faster. Continue increasing the arm movement until the children are "flying" as fast as they can.

**WHAT YOU SAY:**  
**BEFORE THE ACTIVITY:** "We're going to talk about an angel in our Bible story today. Let's get ready for our story by pretending to fly like angels."

**DURING THE ACTIVITY:** "Let's start by flying slow. Move your arms up and down to fly. (*Demonstrate.*) Nice work! Okay angels, let's fly faster. (*Demonstrate.*) Now, even faster! Let's fly as fast as we can!" (*Finish activity.*)

**AFTER THE ACTIVITY:** "Great job! You are great angels! Today, we'll hear a Bible story about someone who was visited by an angel and got WONDERFUL news!"

**TRANSITION:** Move to Worship and Story by pretending to fly like an angel as you move to the story area.

**TODAY'S  
BIBLE STORY**

God told us He would give us Jesus.  
**THE ANGEL AND MARY**  
**LUKE 1:26-33, 38, 46-49**

**MEMORY VERSE**

"God loved the world so much that he gave his only Son."  
**JOHN 3:16, GNT**

**KEY QUESTION**

Why is Jesus special?

**BOTTOM LINE**

Jesus is God's Son.

**BASIC TRUTH**

God loves me.



WEEK  
**ONE**  
DECEMBER 2020

SMALL GROUP  
**2** YEAR  
-OLDS

PRELUDE      SOCIAL      WORSHIP      STORY      GROUPS      HOME

PROVIDING TIME FOR FUN INTERACTION  
15 MINUTES

## MADE TO PLAY

an activity that encourages preschoolers to follow guidelines while having fun and learning new concepts



## 2. LID MIX-UP

**WHAT YOU NEED:** Several different sized boxes with removable lids, several different rolls of solid or basic pattern Christmas wrapping paper, clear tape, and scissors

**WHAT YOU DO:**

**BEFORE THE ACTIVITY:** Wrap each box and lid separately. Be sure each box and its matching lid are

wrapped in the same color or pattern of paper. Do not use a color or pattern for more than one box and lid combination.

**DURING THE ACTIVITY:** Place the lids in a pile in the activity area and the boxes in a separate pile. Challenge the children to work together to match the correct box and lid together by matching the wrapping paper. Place the matching lid onto the corresponding box after the match is found. Wipe down boxes and lids between uses.

**WHAT YOU SAY:**

**BEFORE THE ACTIVITY:** "Hello, friends! Come sit with me. Look at all these gifts. (*Point to boxes*). They are missing their lids." (*Point to lids*.)

**DURING THE ACTIVITY:** "Look at the paper on the lids and the boxes, and see if you can match them. We can make the gifts whole again. I see a [color] lid. Can you find a [color] box? (*Do activity*.) Nice job! Now we can put the [color] lid on the [color] box." (*Finish activity*.)

**AFTER THE ACTIVITY:** "Awesome job! Today, we'll hear a Bible story about an angel who told someone about an AMAZING gift God gave us!"

**TRANSITION:** Move to Worship and Story by chanting the Bottom Line as you walk to the story area.

## TODAY'S BIBLE STORY

God told us He would give us Jesus.

**THE ANGEL AND MARY**  
**LUKE 1:26-33, 38, 46-49**

## MEMORY VERSE

"God loved the world so much that he gave his only Son."  
**JOHN 3:16, GNT**

## KEY QUESTION


Why is Jesus special?

## BOTTOM LINE

Jesus is God's Son.

## BASIC TRUTH

God loves me.



WEEK  
**ONE**  
DECEMBER 2020

SMALL GROUP  
**2** YEAR  
-OLDS

PRELUDE      SOCIAL      WORSHIP      STORY      GROUPS      HOME

PROVIDING TIME FOR FUN INTERACTION  
15 MINUTES

**MADE TO EXPLORE**  
an activity that channels a preschooler's innate curiosity into a discussion of the week's crucial concepts



**3. SHAVING CREAM ANGEL\*\***  
**WHAT YOU NEED:** "Angel Template" Activity Page, "Allergy Alert Poster," cardstock, scissors, half gallon zip-top bags, masking tape, permanent marker, and shaving cream

*Note: Please be sure to use basic shaving cream and not shaving gel for this activity.*

**TODAY'S BIBLE STORY**  
God told us He would give us Jesus.  
**THE ANGEL AND MARY**  
**LUKE 1:26-33, 38, 46-49**

*\*\*Be sure to list the items you will be using today on the "Allergy Alert Poster" and post it at the door to your room.*

**MEMORY VERSE**  
"God loved the world so much that he gave his only Son."  
**JOHN 3:16, GNT**

**WHAT YOU DO:**  
**BEFORE THE ACTIVITY:** Copy "Allergy Alert Poster" on cardstock and hang on the door. Copy "Angel Template" on the cardstock and cut on the dotted lines. Lay the template on top of a bag and trace the angel shape onto the bag. You need one bag for every one to two children. Fill the bag ¼ full with shaving cream. Seal the bag and double secure the zip lock with tape. Lay the bag flat on a table or the floor in the activity area. Tape all four sides of the bag to the table or floor so that it will not move.

**KEY QUESTION**  
Why is Jesus special?

**DURING THE ACTIVITY:** Encourage the children to use their hands and fingers to move the shaving cream by only touching the top of the bag. Help the children move the cream into the lines of the traced figure to make an angel

**BOTTOM LINE**  
Jesus is God's Son.

**AFTER THE ACTIVITY:** If you have two children using one bag, be sure both children have a turn to make an angel. Sanitize the bag between uses.

**BASIC TRUTH**  
God loves me.

**WHAT YOU SAY:**  
**BEFORE THE ACTIVITY:** "Today, we'll hear a Bible story about an angel who brought wonderful news!"

**DURING THE ACTIVITY:** "Let's make an angel with this bag of shaving cream! That sounds silly, but I know we can do it! Do you see the angel on the bag? (Point.) Use your hands and fingers to move the shaving cream into the angel. (Demonstrate.) Perfect! We made an angel! Now, you may try." (Do activity.)

**AFTER THE ACTIVITY:** "It's time for our TRUE story from the Bible. I can't wait to find out about the wonderful news!"

**TRANSITION:** Move to Worship and Story by drawing an angel with your finger in the air as you walk to the story area.



WEEK  
**ONE**  
DECEMBER 2020

SMALL GROUP  
**2** YEAR  
-OLDS

PRELUDE      SOCIAL      WORSHIP      STORY      GROUPS      HOME

CREATING A SAFE PLACE TO CONNECT  
25 MINUTES

**MADE TO MOVE**

an activity that uses a preschooler's  
natural desire to move  
to help them learn



**1. MEMORY VERSE WITH MOTIONS**

[HEAR FROM GOD | MEMORY VERSE REVIEW]

**WHAT YOU NEED:** No supplies needed.

**WHAT YOU DO:**

**BEFORE THE ACTIVITY:** Say the memory verse and do the following motions in front of the children.

**TODAY'S  
BIBLE STORY**

God told us He would  
give us Jesus.

**THE ANGEL AND MARY**  
**LUKE 1:26-33, 38, 46-49**

God (*point up*)  
loved the world so much (*hug yourself*)  
that he gave (*hands out with palms up*)  
his only Son, (*rock arms like a baby*)  
John 3:16. (*Open hands like a book.*)

**DURING THE ACTIVITY:** Say the verse with the motions again and invite the children to do it with you. Repeat several times.

**MEMORY VERSE**

"God loved the world so much  
that he gave his only Son."  
**JOHN 3:16, GNT**

**WHAT YOU SAY:**

**BEFORE THE ACTIVITY:** "I'm going to say our new memory verse. Everyone, watch me!

"God (*point up*)  
loved the world so much (*hug yourself*)  
that he gave (*hands out with palms up*)  
his only Son, (*rock arms like a baby*)  
John 3:16." (*Open hands like a book.*)

**DURING THE ACTIVITY:** "Now, let's do it together! Are you ready?

"God (*point up*)  
loved the world so much (*hug yourself*)  
that he gave (*hands out with palms up*)  
his only Son, (*rock arms like a baby*)  
John 3:16." (*Open hands like a book.*)

**AFTER THE ACTIVITY:** "Our memory verse tells us that God gave us Jesus!  
**Why is Jesus special? Jesus is God's Son!"**

**KEY QUESTION**

Why is Jesus special?

**BOTTOM LINE**

Jesus is God's Son.

**BASIC TRUTH**

God loves me.



WEEK  
**ONE**  
DECEMBER 2020

SMALL GROUP  
**2** YEAR  
-OLDS

PRELUDE      SOCIAL      WORSHIP      STORY      GROUPS      HOME

CREATING A SAFE PLACE TO CONNECT  
25 MINUTES

## MADE TO CREATE

an activity that allows preschoolers to review the Bible story, bottom line, or memory verse by creating a craft to take home



## 2. STORY STICKERS

[TALK ABOUT GOD | BIBLE STORY REVIEW]

**WHAT YOU NEED:** Bible; "Mary Stickers," "Angel Stickers," and "Story Page" Activity Pages; Avery® #5163 labels or equivalent; Avery® #5294 labels or equivalent; and cardstock

### WHAT YOU DO:

**BEFORE THE ACTIVITY:** Copy "Mary Stickers" on Avery® #5163 labels or equivalent, one sticker per child. Copy "Angel Stickers" on Avery® #5294 labels or equivalent, one sticker per child. Copy "Story Page" on cardstock, one per child.

**DURING THE ACTIVITY:** Give each child a "Story Page." As you review the Bible story, give each child a "Mary Sticker" to go inside the rectangle outline on their story page. Next, give them an "Angel Sticker" to go inside the circle outline on their story page.

**AFTER THE ACTIVITY:** Hold up the completed page and repeat the Bottom Line together.

### WHAT YOU SAY:

**BEFORE THE ACTIVITY:** "Come sit with me! We're going to make something special to take home today." (Give each child a "Story Page.")

**DURING THE ACTIVITY:** "Our Bible story today was about the true story of Christmas! (Hold up Bible.)

"The story began with a girl named Mary. (Give each child a 'Mary Sticker' and assist them in placing it in the rectangle spot on their page.)

"One day, an angel came to see Mary. (Give each child an 'Angel Sticker' and assist them in placing it in the circle spot on their page.) The angel told Mary she would have a special baby named Jesus. Jesus is special because **Jesus is God's Son!**"

**AFTER THE ACTIVITY:** "You can take your story page home and tell everyone how the angel told Mary she would have a special baby named Jesus. Hold up your story page like this. (Demonstrate.) Now tell me, **why is Jesus special? Jesus is God's Son!**"

## TODAY'S BIBLE STORY

God told us He would give us Jesus.  
**THE ANGEL AND MARY**  
**LUKE 1:26-33, 38, 46-49**

## MEMORY VERSE

"God loved the world so much that he gave his only Son."  
**JOHN 3:16, GNT**

## KEY QUESTION


Why is Jesus special?

## BOTTOM LINE

Jesus is God's Son.

## BASIC TRUTH

God loves me.



WEEK  
**ONE**  
DECEMBER 2020

SMALL GROUP  
**2** YEAR  
-OLDS

PRELUDE      SOCIAL      WORSHIP      STORY      GROUPS      HOME

CREATING A SAFE PLACE TO CONNECT  
25 MINUTES

**MADE TO MOVE**

an activity that uses a preschooler's  
natural desire to move  
to help them learn



**3. FLY TO ME**

[LIVE FOR GOD | APPLICATION ACTIVITY]

**WHAT YOU NEED:** Floor tape

**WHAT YOU DO:**

**BEFORE THE ACTIVITY:** Make a straight line about ten feet long on the floor in the activity area.

**DURING THE ACTIVITY:** Have the children stand at one end of the line and a leader stand or sit at the other end. Ask the children to fly like an angel down the taped line to the leader. When a child reaches the leader, say **"Jesus is God's Son"** with the child. Repeat the activity with each child.

**WHAT YOU SAY:**

**BEFORE THE ACTIVITY:** **"Jesus is God's Son!"**

**DURING THE ACTIVITY:** "Fly like an angel down this line and come see me! Fly to me! When you get to me, tell me that **Jesus is God's Son**. We can say it together!" (Do activity.)

**AFTER THE ACTIVITY:** "That was so much fun! God sent an angel to Mary to tell her that she would have a baby and He would be Jesus! **Jesus is God's Son. Why is Jesus special? Jesus is God's Son!**"

**TODAY'S  
BIBLE STORY**

God told us He would  
give us Jesus.

**THE ANGEL AND MARY**  
**LUKE 1:26-33, 38, 46-49**

**MEMORY VERSE**

"God loved the world so much  
that he gave his only Son."  
**JOHN 3:16, GNT**

**KEY QUESTION**

Why is Jesus special?


**BOTTOM LINE**

Jesus is God's Son.

**BASIC TRUTH**

God loves me.





WEEK  
**ONE**  
DECEMBER 2020

SMALL GROUP  
**2** YEAR  
-OLDS

PRELUDE      SOCIAL      WORSHIP      STORY      GROUPS      HOME

CREATING A SAFE PLACE TO CONNECT  
25 MINUTES

**MADE TO CREATE**  
an activity that allows preschoolers  
to review the Bible story, bottom line,  
or memory verse by creating a craft  
to take home



**4. ANGEL**  
[LIVE FOR GOD | APPLICATION ACTIVITY]  
**WHAT YOU NEED:** "Angel Face" and "Story Reference"  
Activity Pages; Avery® #5160 labels or equivalent; Online  
Labels® #OL1025WX or equivalent; craft sticks; white  
cupcake liners; and glue sticks

**TODAY'S  
BIBLE STORY**  
  
God told us He would  
give us Jesus.  
**THE ANGEL AND MARY**  
**LUKE 1:26-33, 38, 46-49**

**WHAT YOU DO:**  
**BEFORE THE ACTIVITY:** Copy "Angel Face" onto Online Labels®  
#OL1025WX or equivalent, one per child. Copy "Story Reference" onto Avery®  
#5160 labels or equivalent, one per child. Fold cupcake liners in half, one per  
child.  
**DURING THE ACTIVITY:** Encourage children to add the face sticker to one  
end of the craft stick then flip over. Glue the folded cupcake liner to the back  
near the top then add the "Story Reference" label near the bottom. Have  
children fly their angels around the room and say, "Jesus is God's Son."

**MEMORY VERSE**  
  
"God loved the world so much  
that he gave his only Son."  
**JOHN 3:16, GNT**

**AFTER THE ACTIVITY:** Talk about how the angel told Mary that Jesus is God's  
Son.

**KEY QUESTION**  
  
Why is Jesus special?

**WHAT YOU SAY:**  
**BEFORE THE ACTIVITY:** "Who came to tell Mary the special news? (Pause.)  
An angel told Mary that she would have a baby and she should call him Jesus.  
Jesus was special because **Jesus is God's Son.**"

**BOTTOM LINE**  
  
Jesus is God's Son.

**DURING THE ACTIVITY:** "Let's make angels to fly around and share the  
special news. Put a face sticker on the top of a craft stick. (Pause.) Your angel  
needs wings! Keep the cupcake liner folded like this and glue it to the back  
of your craft stick. (Demonstrate.) Add the label under the wings. (Pause.) It  
says, '**Jesus is God's Son.**' It also tells us where we can find today's story in  
the Bible. Take your angel, and let's fly them around the room. (Demonstrate.)  
Everyone freeze and say, '**Jesus is God's Son.**' (Repeat.) Fly your angels.  
(Pause.) Freeze and say, '**Jesus is God's Son.**' (Repeat.) Good job sharing the  
great news!"

**BASIC TRUTH**  
  
God loves me.

**AFTER THE ACTIVITY:** "In today's Bible story, we learned that God loves us  
so much that He gave us the most special gift. God sent an angel to tell Mary  
that she would have a baby and His name would be Jesus. Jesus was special  
because **Jesus is God's Son. Why is Jesus special? Jesus is God's Son.**"





WEEK  
**ONE**  
DECEMBER 2020

SMALL GROUP

**2** YEAR  
-OLDS

PRELUDE

SOCIAL

WORSHIP

STORY

GROUPS

HOME

## GETTING READY

HERE'S EVERYTHING YOU NEED TO KNOW TO GET READY FOR THIS WEEK

### SOCIAL: PROVIDING TIME FOR FUN INTERACTION (15 MINUTES)

Activities that encourage preschoolers to enter the classroom and begin engaging with peers and Small Group Leaders by providing age appropriate and hands on fun while introducing new concepts they will hear in the day's Bible story.

*Prepare to offer one or more of the following activities as your 2-year-olds arrive. Let one or two teachers lead small groups of children in activities throughout the room while another teacher greets parents and children at the door. At this age not all children will participate, but most will want to be part of the fun.*

#### 1. FLY LIKE ANGELS

*Made to Move: An activity that uses a preschooler's natural desire to move to help them learn*

##### WHAT YOU NEED:

- No supplies needed.

#### 2. LID MIX-UP

*Made to Play: An activity that encourages preschoolers to follow guidelines while having fun and learning new concepts*

##### WHAT YOU NEED:

- Several different sized boxes with removable lid
- several different rolls of solid or basic pattern Christmas wrapping paper
- Clear tape
- Scissors

##### WHAT YOU DO:

- Wrap each box and lid separately. Be sure each box and its matching lid are wrapped in the same color or pattern of paper. Do not use a color or pattern for more than one boxes.

#### 3. SHAVING CREAM ANGEL\*\*

*Made to Explore: An activity that channels a preschooler's innate curiosity into a discussion of the week's crucial*

##### WHAT YOU NEED:

- "Angel Template" Activity Page
- "Allergy Alert Poster"
- Cardstock

- Scissors
- Half gallon zip-top bags, one for every one to two children
- Masking tape
- Permanent marker
- Shaving cream

Note: Please be sure to use basic shaving cream and not shaving gel for this activity.

\*\*Be sure to list the items you will be using today on the "Allergy Alert Poster" (from "Other Resources" on the Website) and post it at the door to your room.

##### WHAT YOU DO:

- Copy "Allergy Alert Poster" on cardstock and hang on the door.
- Copy "Angel Template" on the cardstock and cut on the dotted lines, one per small group.
- Lay the template on top of a bag and trace the angel shape onto the bag. You need one bag for every one to two children. Fill the bag ¼ full with shaving cream. Seal the bag and double secure the zip lock with tape. Lay the bag flat on a table or the floor in the activity area. Tape all four sides of the bag to the table or floor so that it will not move.

### GROUPS: CREATING A SAFE PLACE TO CONNECT (25 MINUTES)

Create a safe place to connect through activities that are written to reach every learning style while reinforcing the Bottom Line that was introduced during the Bible Story and applying it to real life experiences. In addition, these activities provide preschoolers with an opportunity to build relationships with their Small Group Leader.

*Prepare to offer one or more of the following activities after the Bible Story. Let one or two teachers lead small groups of children in activities throughout the room. At this age, not all children will participate, but most will want to be part of the fun.*



WEEK  
**ONE**  
DECEMBER 2020

SMALL GROUP

**2** YEAR  
-OLDS

PRELUDE

SOCIAL

WORSHIP

STORY

GROUPS

HOME

## GETTING READY

HERE'S EVERYTHING YOU NEED TO KNOW TO GET READY FOR THIS WEEK

### 1. MEMORY VERSE W/ MOTIONS

[HEAR FROM GOD | MEMORY VERSE REVIEW]

*Made to Move:* An activity that uses a preschooler's natural desire to move to help them learn

**WHAT YOU NEED:**

- No supplies needed

### 2. STORY STICKERS

[TALK ABOUT GOD | BIBLE STORY REVIEW]

*Made to Create:* An activity that allows preschoolers to review the Bible story, Bottom Line, or memory verse by creating a craft

**WHAT YOU NEED:**

- Bible
- "Mary Stickers" Activity Page
- "Angel Stickers" Activity Page
- "Story Page" Activity Pages
- Avery® #5163 labels or equivalent
- Avery® #5294 labels or equivalent
- Cardstock

**WHAT YOU DO:**

- Copy "Mary Stickers" on Avery® #5163 labels or equivalent, one sticker per child.
- Copy "Angel Stickers" on Avery® #5294 labels or equivalent, one sticker per child.
- Copy "Story Page" on cardstock, one per child.

### 3. FLY TO ME

[LIVE FOR GOD | APPLICATION ACTIVITY]

*Made to Move:* An activity that uses a preschooler's natural desire to move to help them learn

**WHAT YOU NEED:**

- Floor tape

**WHAT YOU DO:**

- Make a straight line about ten feet long on the floor in the activity area.

### 4. ANGEL

[LIVE FOR GOD | APPLICATION ACTIVITY]

*Made to Create:* An activity that allows preschoolers to review the Bible story, bottom line, or memory verse by creating a craft

**WHAT YOU NEED:**

- "Angel Face" Activity Page
- "Story Reference" Activity Page
- Avery® #5160 labels or equivalent
- Online Labels® #OL1025WX or equivalent
- Craft sticks
- White cupcake liners
- Glue sticks

**WHAT YOU DO:**

- Copy "Angel Face" onto Online Labels® #OL1025WX or equivalent, one per child.
- Copy "Story Reference" onto Avery® #5160 labels or equivalent, one per child.
- Fold cupcake liners in half, one per child.

### HOME: PROMPTING ACTION BEYOND THE EXPERIENCE

- Make copies on cardstock or email this week's Parent Cue card.
- Copy "Going Home" and hang on the door where Small Group Leaders can reference and remind parents of the Bottom Line and Memory Verse as parents pick up their children.
- Tell parents about our additional family resource, the **Parent Cue app**.

### FIRST LOOK PINTEREST PAGE

- Visit our Pinterest page to see craft samples and suggested supplies. <https://bit.ly/FirstLookPinterest>